




# York County, Pennsylvania

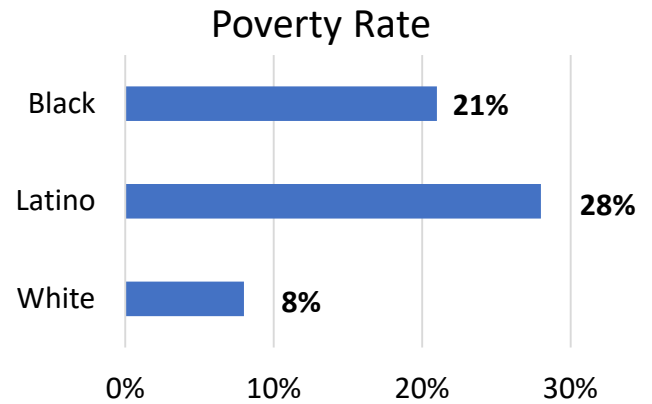
## Affordable Housing Challenges

Too many hard working families, seniors and people with disabilities are struggling to find and maintain homes they can afford. There are **31** affordable and available rental homes for every **100** extremely low income renter households in York County, compared to **38** affordable and available rental homes in Pennsylvania.

Source: National Low Income Housing Coalition (NLIHC), The Gap Report, March 2020; County data from NLIHC staff

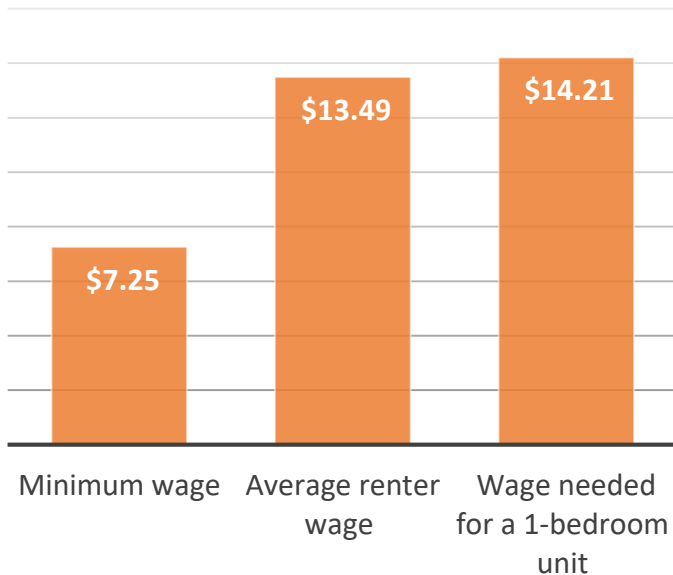
### Population and Poverty in York County

Total	Individuals	In Poverty
445,565	Population 	41,925
98,757	Children < 18 	13,525
76,024	Seniors ≥ 65 	5,044



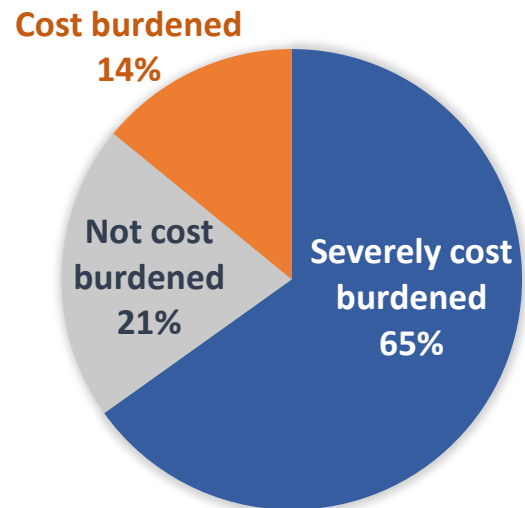
Source: U.S. Census, 2015-2019 ACS 5-Year Estimates, York County, PA

### Wages vs Housing Costs



Source: National Low Income Housing Coalition, Out of Reach (2020), York County, PA

### Cost Burdened Extremely Low Income Households



Source: HUD, Comprehensive Housing Affordability Strategy (CHAS) Data, York County, PA; 2013-2017 ACS, Released August 25, 2020

Cost burdened households pay more than 30% of their income, and severe cost burdened pay more than 50% of their income, for housing expenses including rent/mortgage, utilities, and other housing related fees and taxes. Those living cost burdened or severely cost burdened may have difficulty affording necessities such as food, clothing, transportation and medical care.

# York County, Pennsylvania Solutions that Work

## Reducing Homelessness

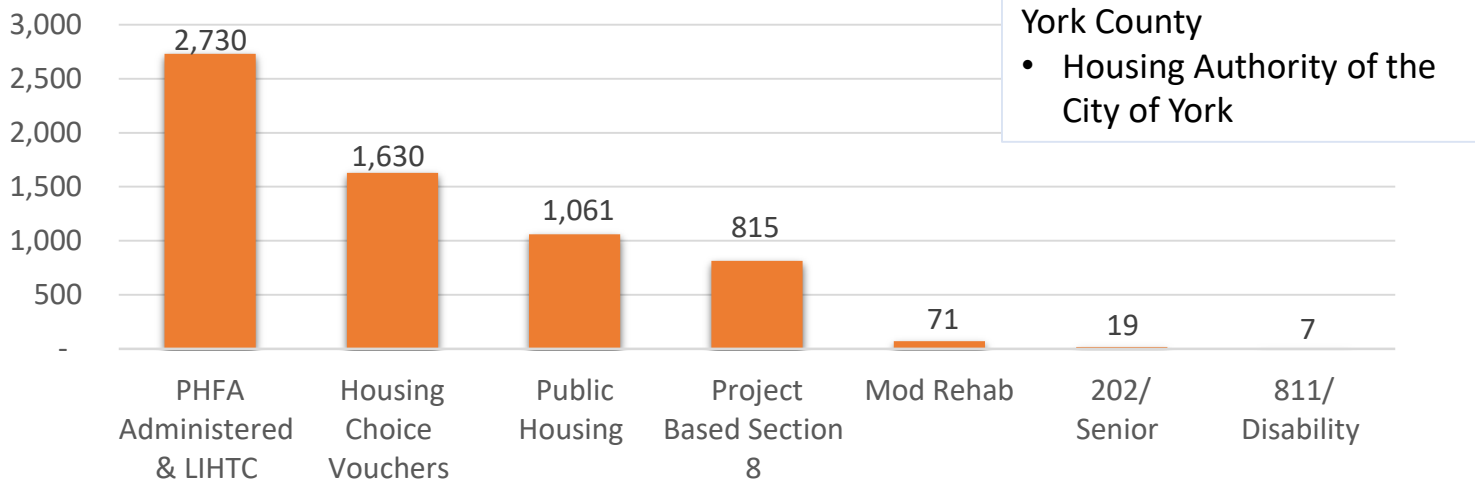
To end homelessness is to achieve and sustain **“Functional Zero”** – a well coordinated and efficient community system that quickly identifies and connects those experiencing a housing crisis with the supports they need and want to avoid staying on the street and to be moved to permanent housing as quickly as possible.

### York County Reduced Rate Households Return to Homelessness

In 2019, York County reduced the rate that people return to homelessness after 6 months to 3%, a decrease from 9% in 2015.

Source: HUD 2019 CoC Performance Profile PA-512

## Affordable Housing Units in York County



Sources: HUD, Picture of Subsidized Households data, 2020; PHFA Inventory of Multifamily Housing, York County Inventory of Affordable Housing, updated 2019

## PHARE Working in Your Community

### Chestnut Street Revitalization Project, Phase 2

York Habitat is using PHARE funds to construct six new, safe, decent, affordable, and healthy homes for low and moderate income families in York County. The families must partner with Habitat by taking financial and budgeting classes as well as adults in the household completing 225 hours of sweat equity. Ten homes in the area will also receive critical home repairs.

### York County received a total of \$477,710 in PHARE grants in 2020.

Source: Pennsylvania Housing Finance Agency, 2020 PHARE Project Summaries



The Housing Alliance is a statewide coalition working to provide leadership and a common voice for policies, practices and resources to ensure that all Pennsylvanians, especially those with low incomes, have access to safe, decent and affordable homes. We promote common-sense solutions to balance Pennsylvania's housing market and increase the supply of safe, decent homes for low-income people.