



Housing Alliance  
of Pennsylvania



**PANO**



United Way  
of Pennsylvania  
[www.uwp.org](http://www.uwp.org)



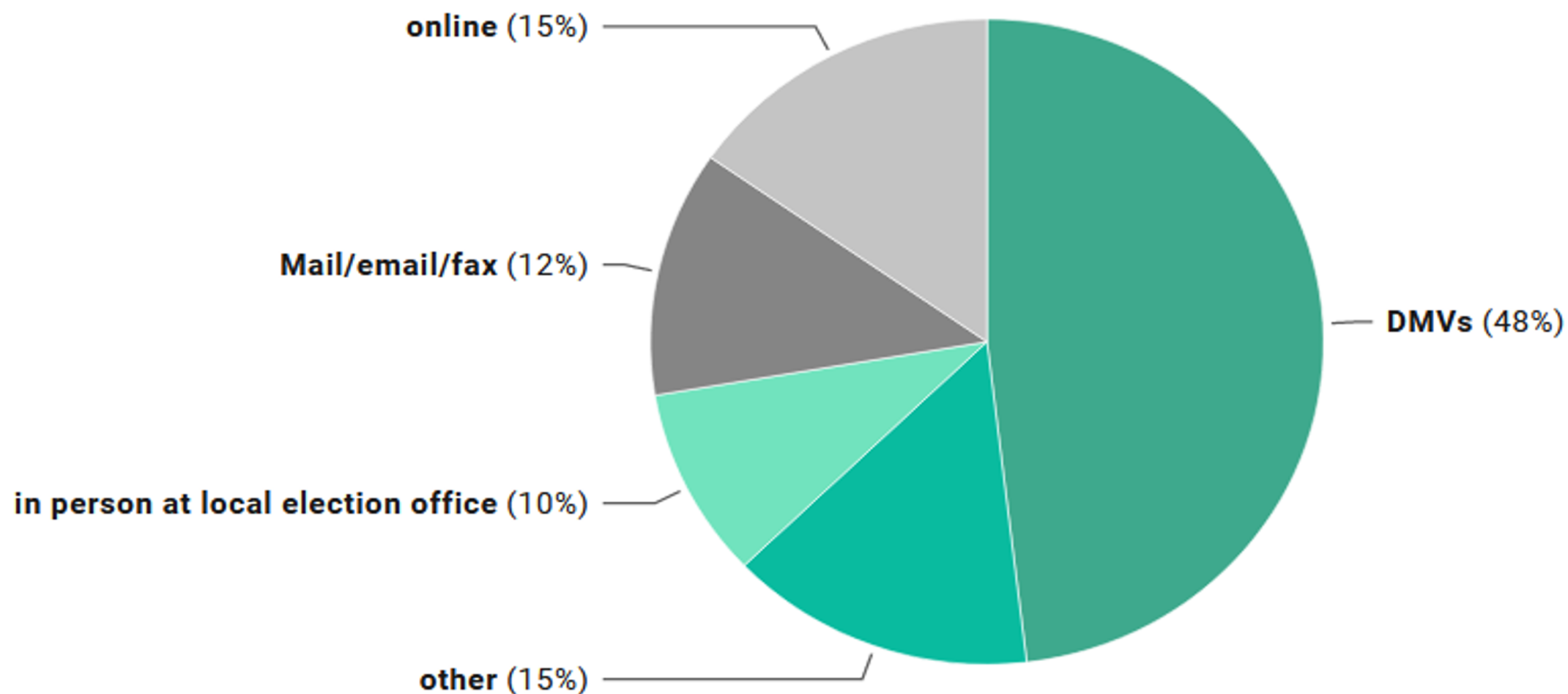
# Poll

*Did you participate in the June 2 primary?*

# Voter Registration

# Almost 75% of Registrations Are via In-Person Methods

Average New Registrations per Month by Method



# 2 Million Registrations per Month Could Be Lost

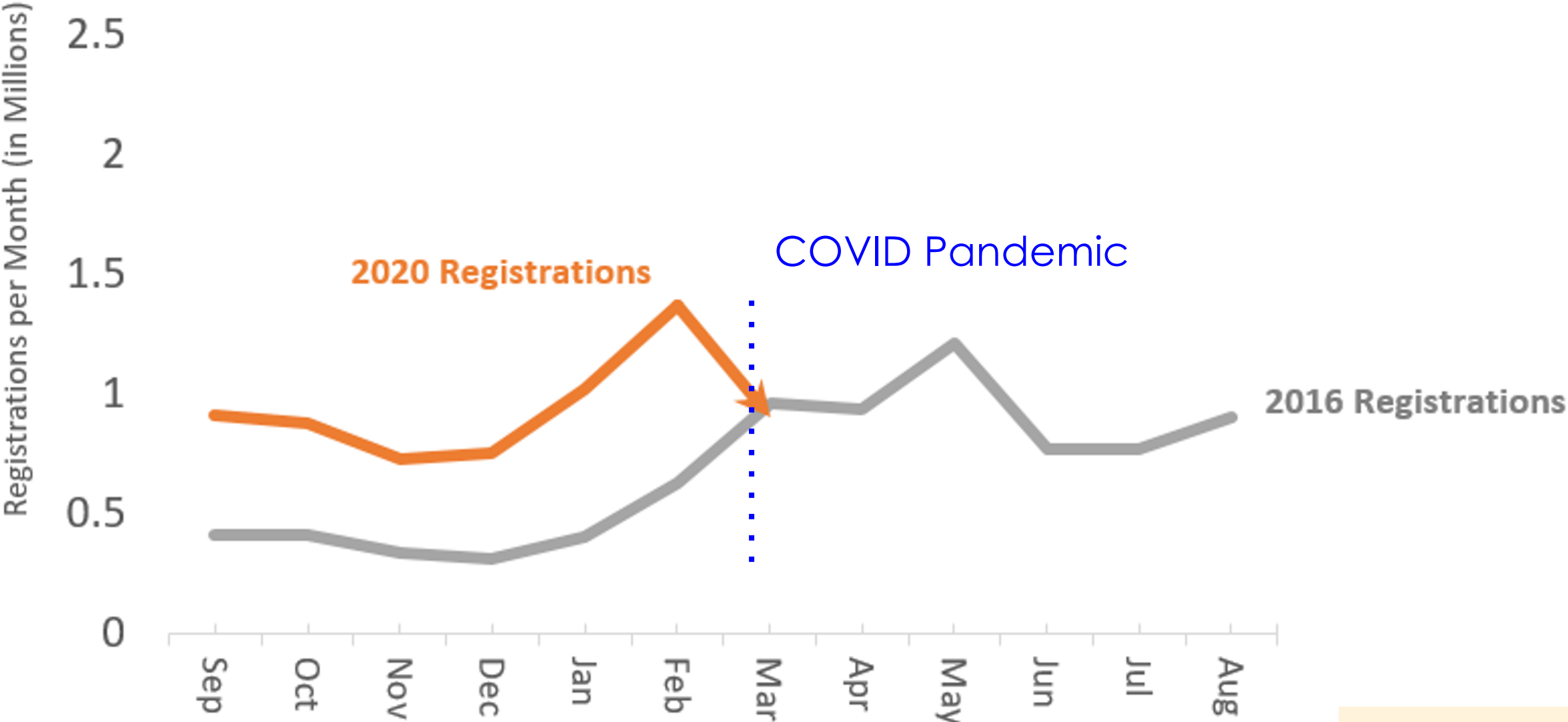
Average New Registrations per Month by Method

	# per month
DMVs	1,472,099
Other (In-Person Drives)	449,754
In-person at local election office	291,518
Total	2,213,372

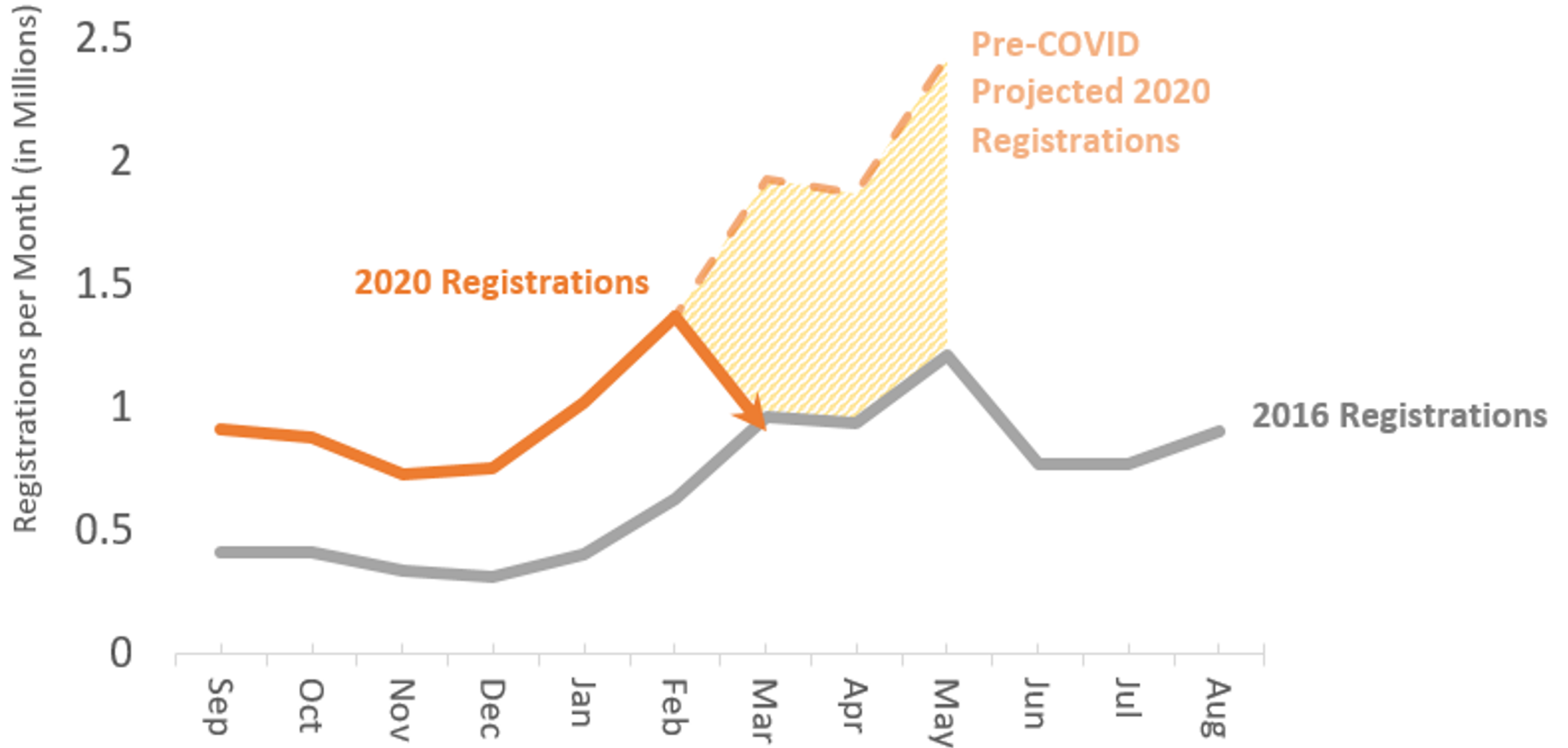
Table: Nonprofit VOTE • Source: [EAC](#) • [Get the data](#) • Created with [Datawrapper](#)

Source:  
[Election Assistance  
Commission 2018](#)

# New Registrations per Month Have Sharply Declined



# Projected New Voter Registration Losses per Month



# Voter Turnout Gaps



# In 2016,

**Youth:** About 40% of 18-29 yr.old's were represented in the electorate compared to 70% of those 60+

**Race:** About 45% of Hispanics were represented in the electorate compared to 65% of Non-Hispanic White and 60% of Non-Hispanic Blacks

# In 2018,

- **Income:** About 40% of those earning under \$30k were represented in the electorate compared to almost 70% of those earning \$50k+
- **Race:** About 40% of Hispanics were represented in the electorate compared to 55% of Whites and 50% of Blacks
- **Employment:** About 40% of those unemployed were represented in the electorate compared to almost 50% in the civilian labor force
- **Disability:** About 40% of individuals with independent living difficulty were represented in the electorate compared to almost 50% of those with no disability.
- **Employment:** About 40% of those unemployed were represented in the electorate compared to almost 50% in the civilian labor force

Source:  
Census 2018 Voting  
and Registration Data

# Health Benefits of Voting

# Empowered voices in communities lead to positive health outcomes

- In one midterm election, people with disabilities were 20 percentage points less likely to vote than people without disabilities and similar demographic characteristics. I.e. if both groups voted at the same rate there would've been 4.6 million more voters.
- In one study those with poor health were less likely to vote than those with good health. However they were also more likely to be in direct contact with political leaders, demonstrate politically, wear a campaign button etc.

# Empowered voices in communities lead to positive health outcomes

- “Higher levels of civic engagement ... were related to lower levels of health care inequality” (Zhu 2017)
- In Chicago, higher levels of reported neighborhood membership in civic organizations were associated with lower neighborhood death rates (for ages 45-64) (Lochner et al 2003)
- Influenza outbreaks were associated with lower voting rates in the U.S. from (1995-2015)

# Poll

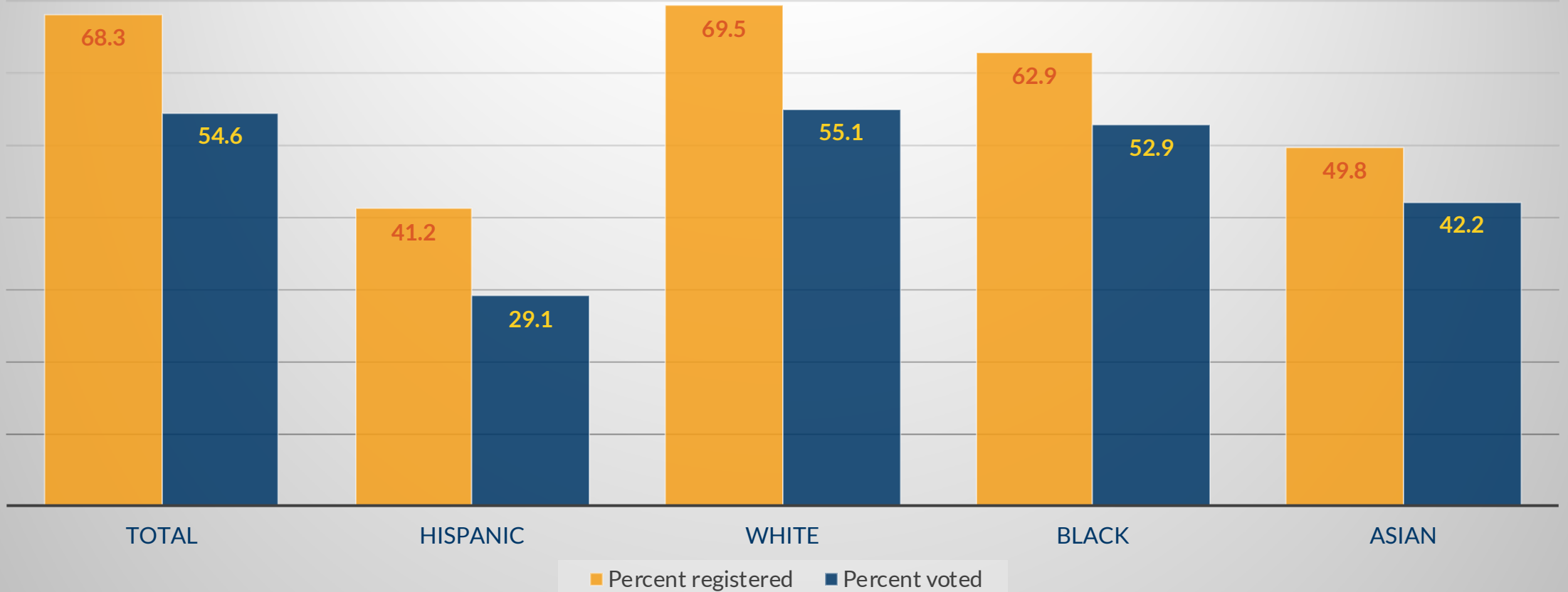
*Have you done voter engagement work before?*

# Pennsylvania Context-Act 77

- The first changes to PA election code in decades
- Expected changes to the election experience
  - Any registered voter can vote by mail
  - The deadline to register to vote from 30 days before the election to 15 days before the election
  - New voting systems using paper ballots
  - Voting systems vary in all 67 PA counties
- Unexpected Changes
  - Polling place consolidation due to COVID 19
  - Changes can be made 20 days before Election Day

# In PA in 2018,

## Of Eligible Voters

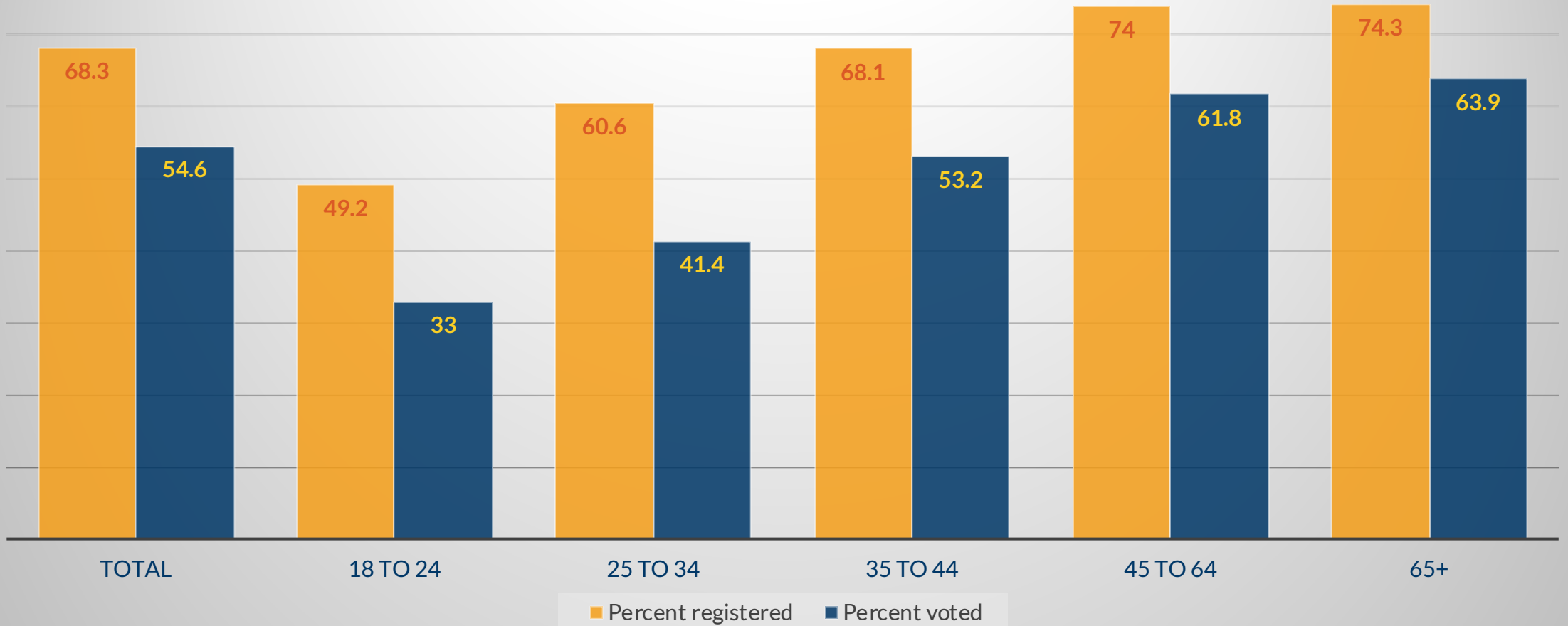


Source:  
[Census 2018 Voting and Registration Data](#)



# In PA in 2018,

## Of Eligible Voters



Source:  
[Census 2018 Voting and Registration Data](#)

# Poll

*For those who have done voter engagement, did you...*



**PA Votes**

# ***What is PA Votes?***

- A partnership with Nonprofit Votes
- An opportunity to:
  - Increase civic engagement through establishing and collecting 4,000 new voter contacts
  - Build stronger nonprofits in Pennsylvania

# ***Role and Responsibilities of PA Votes Partners***

- As a first step, sign a memorandum of understanding (MOU) with the Housing Alliance of Pennsylvania
- Join Virtual Kick-Off event in late June/Early July (date to be confirmed) and Monthly Partner Planning Calls

# *Role and Responsibilities of PA Votes Partners (cont.)*

- Implement a plan to engage the people you serve in securing voter contacts through:
  - Voter registrations
  - Registration updates and
  - Pledges to vote
  - Other connections and conversations with already registered voters about voting
- Collect basic data (*full name and address*) from voter contacts and submit to Housing Alliance in a timely matter and on a regular basis
- Reach customized voter contact goal by three set deadlines

# *How Will We Reach our 4,000 Voter Contact Goal?*

- With the help of our nonprofit partners!
- Recruit approximately 30 nonprofit partner organizations with sites across Pennsylvania
- Coordinate training and ongoing support for nonprofit partners to engage their staff and the people they serve
- Use both in-person & social and physical distancing strategies to collect voter contacts

# ***Important Voter Registration and Election Dates***

- **National Voter Registration Day – September 22, 2020**
- **Pennsylvania’s voter registration deadline – October 19, 2020**
- **Election Day – November 3, 2020**



# Poll

*Would you like additional information about becoming a PA Votes Nonprofit partner?*

# *How Your Nonprofit Can Become a Nonprofit Partner?*

- Use the online survey to apply to become a Nonprofit Partner
  - Application deadline is June 18, 2020
- Contact Kate Kelly at the Housing Alliance with any questions  
at [kate@housingalliancepa.org](mailto:kate@housingalliancepa.org)

# Questions & Answers